



POWERED CABINET PB-300





OWNER'S MANUAL

Thank you for purchasing the PJB POWER CABINET PB-300. A great deal of dedication and passion went into designing and building this no compromise, high performance compact-combo amplifier. It was conceived to be a dedicated amplifier for the “connoisseur” bassist. Reading this manual will enable you to get the best performance from it so that you may enjoy many years of service.

READ THIS FIRST

- Before using the POWER CABINET PB-300 please read ALL the instructions.
- On receipt of product, check for any signs of physical damage arising from shipping. If any damage is visible contact your dealer.
- Keep all original packing.
- Never use this product in the vicinity of water. If the POWER CABINET PB-300 were to get wet, it could kill you by electrocution.
- Do not use this amplifier in a way that would compromise its ventilation system. When operating, never cover the heat sink on rear panel.
- Do not locate this amplifier near any heat source.
- This amplifier must be connected only to a power source specified in this manual.
- For safety do not leave the amplifier plugged into a power source for long periods of time when not in use.
- Do not let any liquid or foreign objects fall into any openings on the amplifier.
- Never use this amplifier if it has:
 - Suffered any physical damage.
 - Been subjected to any liquids, rain or moisture.
 - Damaged cables connected to it.
- If any of the above occurs, the amplifier should be examined by qualified service personnel.
- Always operate this amplifier with the correctly rated fuse.
- Never use this amplifier without proper grounding.
- Unplug the apparatus during lightning storms or when unused for long periods of time.
- Do not install this equipment in a confined or building-in space such as a book case or similar unit, and remain a well ventilation conditions at open site. The ventilation should not be impeded by covering the ventilation openings with items such as newspaper, table-cloths, curtains etc.
- **WARNING:** Only use attachments/accessories specified or provided by the manufacturer (such as the exclusive supply adapter, battery etc).
- **WARNING:** To reduce the risk of fire or electric shock, do not expose this apparatus to rain or moisture. The apparatus shall not be exposed to dripping or splashing and that objects filled with liquids, such as vases, shall not be placed on apparatus.
- **WARNING:** For the terminals marked with symbol of “

magnitude to constitute a risk of electric shock. The external wiring connected to the terminals requires installation by an instructed person or the used of ready-made leads or cords.

- **WARNING:** The mains plug/appliance coupler is used as disconnect device, the disconnect device shall remain readily operable.
- When not in use and during movement, please take care of the power cordset, e.g. tie up the power cordset with cable tie or something like that. It shall be free from sharp edges and the like that can cause abrasion of the power cordset. When put into use again, please make sure the power cordset being not damaged, If any damages found, please look for the service person to replace the power cordset specified by the manufacturer or have the same characteristics as the original one.
-  Protective earthing terminal. The apparatus should be connected to a mains socket outlet with a protective earthing connection.
-  Correct Disposal of this product. This marking indicates that this product should not be disposed with other household wastes throughout the EU. To prevent possible harm to the environment or human health from uncontrolled waste disposal, recycle it responsibly to promote the sustainable reuse of material resources. To return your used device, please use the return and collection systems or contact the retailer where the product was purchased. They can take this product for environmental safe recycling.
- Laite on liitettävä suojamaadoituskoskettimilla varustettuun pistorasiaan.(For Finland only)
- Apparatet må tilkoples jordet stikkontakt. (For Norway only)
- Apparaten skall anslutas till jordat uttag. (For Sweden only)
- Laite on liitettävä suojakoskettimilla varustettuun pistorasiaan. (For Finland only)

OVERVIEW OF THE POWER CABINET PB-300

Already own a PJB combo amp and need more volume? The new PB-300 powered cabinet is the answer!

It is a perfect extension to all PJB combo bass amps. It can also be used in multiples.

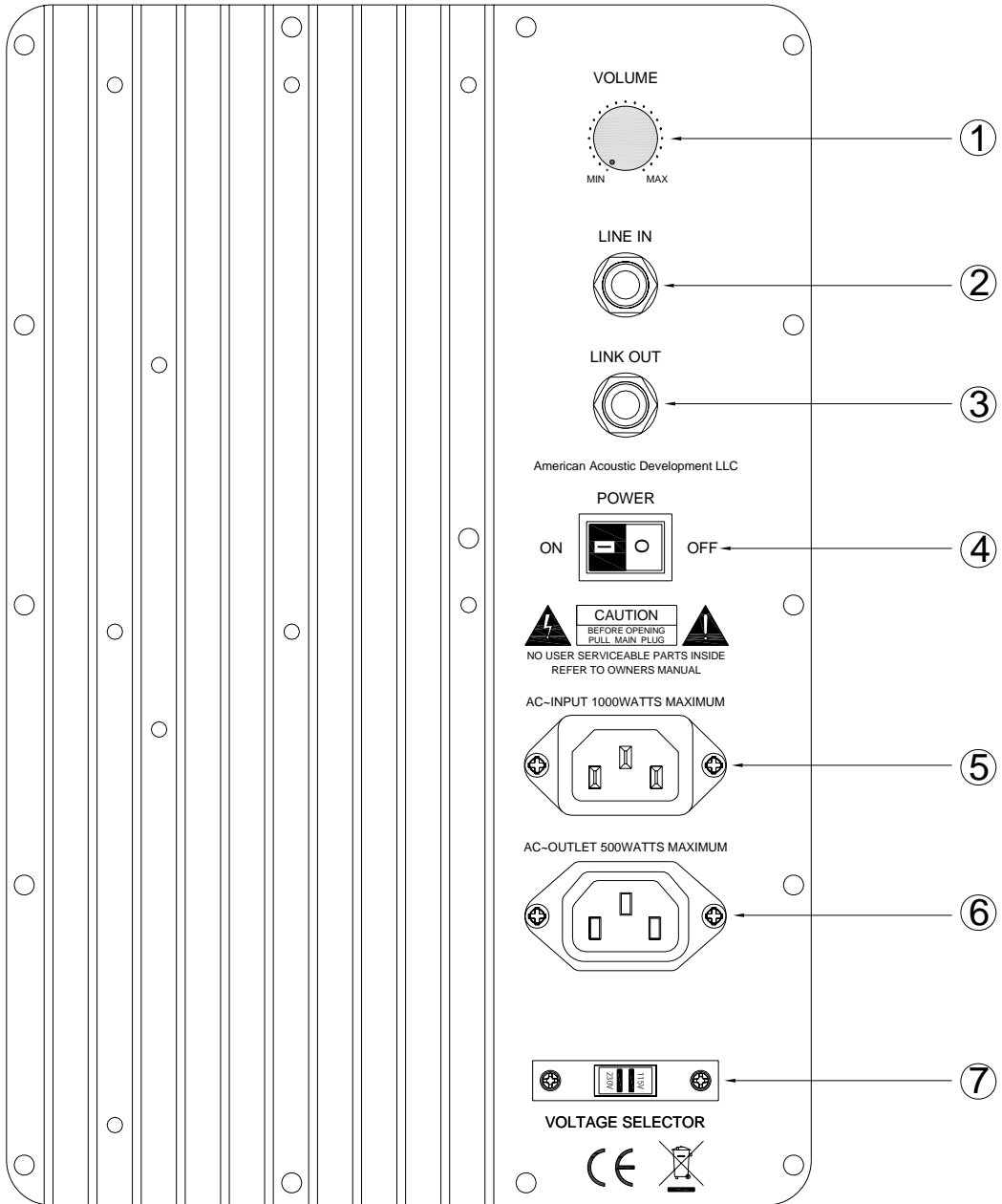
The PB-300 features 6 x PJB "Neo Power" loudspeakers, driven by an ultra high fidelity 250 watt amplifier. Light weight and powerful, it inherits the uncompromising tone that PJB is renowned for.

With the PB-300, you can now take your favorite studio or practice amp, or even the Bass Buddy, to the gig!

AMPLIFIER FEATURES

- Dedicated Line In input stage.
- Link Out for other equipment.
- Volume control.
- Sophisticated protection circuitry.
- 250watt RMS Amplifier.
- Ultra low noise pre amplifier circuit.

BACK PANEL OVERVIEW



PANEL DESCRIPTION

1. MASTER VOUME CONTROL

2. LINE INPUT SOCKET

This is a standard ¼ inch mono jack socket.

3. LINK OUT SOCKET

For connect to another equipment.

4. POWER ON/OFF SWITCH

This switches the main power on and off in the amplifier. When you turn on the power, it will have about 2 seconds delay to protect the speaker.

Do not leave the amplifier plugged into a power source for long periods of time when not in use.

5. AC INPUT SOCKET & FUSE

Connects the amplifier to AC power supply. Always use a grounded plug and make sure the AC cable is more than 3A rating at 250-volt AC. If you require a longer AC power cord, we recommend the PJB heavy-duty 20 foot power cords. These are available as an accessory. If fuse needs replacing, use a slow blow ¾ inch fuse rated at 2.5 amps.

6. IEC POWER OUTPUT SOCKET.

This is a non-switched socket to provide power for effects units or other ancillary equipment. Maximum power rating is 500 watts.

7. AC INPUT -VOLTAGE SELECTOR.

Used to adjust the input rating (110-120 Vac/60 Hz and 220-240 Vac/50 Hz), please just insert the mains power plug into the socket-outlet with voltage within the setting of the selector. The current ratings of mains fuse links are different for different input rating (see marking for details), and the fitted mains fuse link was just related to the input rating as setting of the selector during factory assembly line work, please ask a qualified personnel to help you replace the mains fuse link before you adjust the voltage selector. **Never try to run the amplifier on a 220-240volt supply when switched to 110-115volt. This can possibly cause major damage to the amplifier.**

TRANSPORTING AND STORING THE PB-300

When transporting in a vehicle, it is recommended that you use an external case or heavy-duty cover to prevent it being damaged by falling over or other objects falling on it.

When Storing:

- Keep in a dry location preferably at room temperature.
- Do not store in temperatures below -20 Degrees C or above 40 Degrees C.
- Do not allow it to get wet. If this occurs, never turn it on in this condition.
- Do not leave the PB-300 permanently connected to a power source.

SPECIFICATIONS

Speaker

Computer Optimized Vented Enclosure

Speaker Frequency Response: 40Hz –15KHz

Speaker Compliment: 6 x 5inch proprietary, extended-range drivers

Speaker Sensitivity: 94dB/W/M

Internal Speaker Impedance: 6 Ohm

Dimensions(HxWxD): 24.2 x 12.6 x 16.1 inch

Weight: 37.5 lbs.

Amplifier

PJB 250watt, class A/B amplifier with digital switch mode power supply.

Frequency Response

Line input: 40Hz -120KHz

Low Cut Filter: 24dB/Octave at 40Hz.

Maximum Output Power

250 watts RMS

Signal to Noise Ratio

Better than 98 dB

Impedance

Line Input: >75KΩ

Included Parts

12 ft AC Power Cord, 6 ft AC Power Cord, 6 ft signal cable, soft cover, manual, warrantee card etc.

SERVICE/WARRANTY INFORMATION

The POWER CABINET PB-300 has a warranty period of 2 years, starting from the date of purchase. The buyer must complete and return the enclosed warranty card within 14 days of purchase.

This warranty covers defect in materials or workmanship that occurs in normal use. Within warranty period PJB will repair or replace the defect unit free of labor and parts charge. It is the buyer's responsibility to use the unit strictly according to instructions written in this manual and amplifier manual.

This warranty is not transferable; it is provided to original owner only. Damage/defects caused by the following conditions are not covered by this warranty:

- Improper handling, neglect or failure to operate the unit in compliance with the instructions given in user manual;
- Connection or operation of the speakers in any way that does not comply with the technical or safety regulations applicable in the country where the product is used;
- Repairs or modifications by anyone other than authorized PJB service agent;
- Damages/defects caused by force majeure or any other condition that is beyond the control of PJB.

Should you need any warranty service, please bring the POWER CABINET PB-300 back to the dealer from whom you purchased, along with your sales receipt. Depending on the complexity of the repair work, your dealer may return the defect unit to PJB service center for repair or replacement.

IN USA

American Acoustic Development LLC

8559 Page Avenue St. Louis, MO 63114 USA

Tel: 314 814 3383

Fax: 656 536 1338

www.philjonespuresound.com

support@philjonespuresound.com

For servicing outside USA please contact our distributor in your country.
Information can be found on our website.